



FM 83396



EMS 533329



OHS 543760



ENMS 623042

Extraordinary results from our popular machines

The V Range has established itself as Johnston's most reliable and dependable truck mounted sweeper. The Latest V Range sweepers have been developed from over 50 years of evolution and continuous improvement to meet customer requirements.

With sweepers tailored to operate in many specific environments, Johnston offers a wide choice of products and options, which ensures maximum performance is always achieved.

Operational Performance

The V Range is designed to fit a wide range of chassis models to suit specific operational requirements, confident that the Johnston V Range sweeper will provide the power and performance to complete the task.

- In-cab controls are ergonomically positioned to provide safe and easy operation whilst sweeping.
- The CANbus system monitors sweeper performance and provides daily checks. The display incorporates as standard an audible and visual raised hopper warning, fuel gauge, engine hour meter, tachometer and a water level gauge. In addition, operators can set their own user preference for ease of operation and download data via a USB, showing a range of information from fuel consumption to average sweeping times.
- Throttle control of the auxiliary engine is infinitely variable ensuring optimum operational and fuel efficiency without compromising performance. With a 1500 rev Eco-mode built into the V Range, fuel conservation is enhanced and noise levels are reduced.
- A full CANbus integrated door mounted control pad allows the operator to safely adjust all the sweep options.
- Pendant controls connected via a flexible cable allows the operator to safely tip the body and open the rear door from either side of the cab, at the same time maintaining a clear view of the tipping area.
- To extend brush life, the wide-sweep brush can also be adjusted using the pendant control.
- As standard, all Johnston V Range sweepers are fitted with a body prop which automatically engages when the hopper is raised, and has a choice of four tipping heights.
- The auxiliary engine and hydrostatic drive pumps are accessed via a wide lightweight service ladder giving constant three-points of contact for the user.
- All V Range models have equipment lockers on both sides of the hopper for storage of hydrant or Wanderhose extension tubes.
- All critical controls – including valves, solenoids and auxiliary equipment for pneumatic, hydraulic and water systems are contained in a purpose built locker on the right hand side of the vehicle. The ease of access to this equipment aids diagnostic checks and maintenance. Additionally, the V Range is also fitted with waterproof IP67 automotive electrical connectors for enhanced reliability.
- As standard, the V Range sweeper features a Pressadrain water purging system so that when freezing weather conditions are anticipated, water is easily and conveniently drained by operating a simple in-cab control.
- Water jets in the nozzle boxes are self-cleaning which extends the life of the components.



TOP
Pendant control for safely raising the hopper

MIDDLE
CANbus system

BOTTOM
Convenient door mounted control pad

Productivity

The V Range provides the ideal balance between performance, environmental impact and low cost of ownership, with applications to suit a full range of sweeping environments - benefits that make the Johnston V Range the sweeper of choice worldwide.

Three drive options (VT, VS and VM) provide outstanding vacuum performance. On the VT Range, JCB auxiliary engines are combined with the Johnston mechanical step-up gear box and fluid coupling. The VS model incorporates a Johnston designed hydrostatic gearbox in the chassis driveline providing infinite forward speed control. The Johnston hydrostatic gear box drive on the VS model provides the best efficiency ratios in the industry. The VM model utilises a chassis engine PTO (power take off) to deliver power to the sweeping equipment at just 1100 chassis engine rpm.

The versatile VT Range powerpack with a range of 1200 rpm – 2000 rpm, can operate efficiently in municipal environments at a lower rpm, or for one pass heavy duty resurfacing operations, the engine provides full power to ensure a clean path is all that is left behind.

There are a choice of three sweeping configurations, left hand or right hand sweeping which provides a swept width of up to 2400 mm, and simultaneous sweeping which gives a swept width of up to 3600 mm.

A stainless steel water tank is integrated into the floor of the hopper body, which provides ideal weight distribution between axles, and weight transfer during sweeping. For increased productivity, an optional water recirculation system can be installed on the V651 and V801, which can double on-station time before water refilling with the added advantage of reducing dust emissions.

Dust and debris are collected by pneumatically operated vacuum nozzles and wide diameter 250 mm nozzle trunking, maximising velocity and allowing larger debris to pass easily into the hopper.

Debris is sucked in a direct route from the vacuum nozzle into the hopper, reducing wear and tear as well as maintenance. Once in the hopper, the Johnston cyclonic airflow helps separate the debris, and clean air is then released into the atmosphere.



FAR LEFT
Brush gear at work

MIDDLE
Versatile Littasnatch option

BOTTOM
Accessible systems locker





Johnston V Range comes with a choice of hopper options:

- The VT550 truck mounted sweeper has a 5.1 m³ hopper volume and 1342 litres capacity water tank. The Johnston VT550 is fitted to a shorter wheelbase chassis, but still has the same power train and many of the options as the VT650. With a lighter body the VT550 retains a 4,500 kg payload on a GVW 12T chassis.
- The popular Johnston V650 has a hopper volume of 6.5 m³ water tank capacity of 1544 litres. The V651 is compatible with GVW 13-18T chassis.
- A Johnston V801 truck mounted sweeper comes with a high powered engine as standard and a hopper volume of 8m³. The water tank capacity is increased to 2005 litres and is well matched to a GVW 15-18T chassis.

All Johnston V Range models are built with an angled hopper floor, enabling a total discharge angle of 53-56° (model dependent) to aid load discharge.

TOP RIGHT
Rotatilt Brush Option

MIDDLE RIGHT
Ideal in a city environment

BOTTOM RIGHT
VT651 in transit



ABOVE
Ideal for a variety of
sweeping applications

Environmental Impact

Manufactured in a factory accredited to ISO 14001 for sustainability, Johnston is committed to providing the most environmentally sustainable equipment on the market for collecting all types of debris and litter.

Low fuel consumption is a key attribute in reducing carbon footprint and CO₂ emissions. With the mechanical drive systems running at maximum efficiency, the fuel consumption of the auxiliary engine is the lowest in its class with 4 litres per hour at 1200 rpm.

The VT Range is now fitted with auxiliary engines supplied by JCB, whose engines meet the highest standards for emissions and environmental impact.

The Johnston system for suppression of dust emissions easily achieves EUnited PM10 standards in Europe and SCAQMD Rule 1186 in the USA.

Water recirculation not only provides extended sweeping shifts but can also save 900 litres of water per day over an 8 hour shift.

The V Range sweepers are equipped with noise suppression hoods, encapsulating the power pack and fan casing. Noise at the driver's ear is less than 75 dB(A) at maximum revs (chassis dependant), creating a safer operating environment for both driver and pedestrians. The fully variable fan can be set to lower revs for night sweeping which reduces noise levels by 50%.

The Johnston V Range is robustly constructed from quality materials and designed to provide years of continuous performance and reliable service. End of life disposal is enhanced by the V Range sweeper being almost 100% recyclable.

Additional Features

Johnston provides a comprehensive choice of options all designed to maximise versatility and performance:

- Supawash – a high pressure water jet, enables the operator to clean street furniture and pavements using either a fan or pencil jet spray. The lance and hose stows away neatly when not in use. In addition, high pressure water jets on a spray bar are positioned on the front of the cab, and others placed behind the nozzle boxes to provide deep cleansing when sweeping.
- An optional Wanderhose mounted on the top of the hopper can be fitted to allow the emptying of drains along the sweeping route. If “Powaboom” is selected, controls are fitted to make movement and operation of the boom convenient, whilst the top-mounted position provides greater access to both sides of the sweeper and also shields the driver from oncoming traffic.
- Combivac Nozzles – for faster sweeping with an additional brush at the rear of the vacuum nozzle.
- Rear mounted Littasnatch, with a 5.5 m long lightweight suction tube for collection of debris on pavements and areas out of reach of the sweeper brushes.
- Rotatilt – controlled from inside the cab, this option allows the channel brush to tilt and sweep in cambered kerbs and gutters.
- Weed Ripping Brush – a heavy duty brush with thick metal tines that effectively clears vegetation that has become established in gutters.



TOP ROW (LEFT)
Wanderhose, picks up bulky
and heavy objects

TOP ROW (RIGHT)
High Pressure Nozzle Spraybar

BOTTOM ROW (LEFT)
Supawash hand lance

BOTTOM ROW (RIGHT)
Combivac nozzle



Outline Specification V Range

VT501 / VS501 / VM501

Payload capacity: up to 3-4.5 tonnes nominal (depending on chassis selection)

Clean water tank capacity: 1342 litres

Hopper void: 5.1 m³ nominal

Swept width: 3400 mm (Max)

Chassis GVM: 9.5-12 tonnes

Auxiliary fuel tank: 190 litres

VT651 / VS651 / VM651

Payload capacity: up to 6 tonnes nominal (depending on chassis selection)

Clean water tank capacity: 1544 litres (Opt. 2000 litres)

Additional water capacity recirculation option: 750 litres

Hopper void: 6.5m³ nominal

Swept width: 3600 mm (Max)

Chassis GVM: 13-18 tonnes

Auxiliary fuel tank: 190 litres

VT801 / VS801 / VM801

Payload capacity: up to 7 tonnes nominal (depending on chassis selection)

Clean water tank capacity: 2005 litres

Additional water capacity recirculation option: 750 litres (approx)

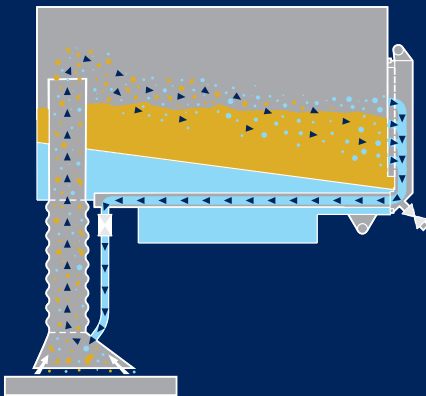
Hopper void: 8m³ nominal

Swept width: 3600 mm (Max)


Chassis GVM: 15-18 tonnes

Auxiliary fuel tank: up to 190 litres

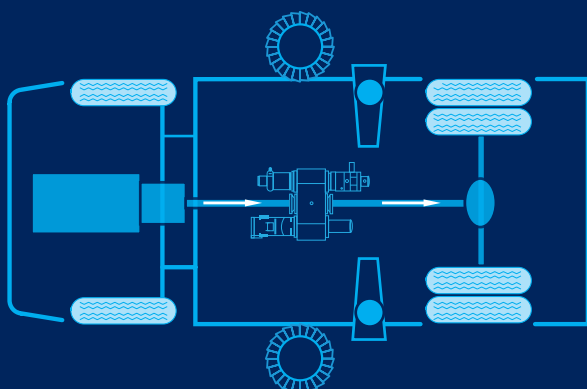
Water Recirculation System



Mekavac Pump System



VS Range Hydrostatic



VM Range Mekavac

